



## Cascading Sheets and Quarterly Sale at DesignerDigitals

We are right in the middle of our 3rd quarter sale here at DesignerDigitals with [every regular item marked down 30%](#). This sale continues through Tuesday morning at 6am EST. This will be the last store wide sale until our 4th quarter sale later in the year so don't miss out.


Even with the 40 new items released last Thursday evening, we have another [12 new items in the store](#) tonight including two at 25 cents.

And we have been chatting all day with fun and freebies. Our chats run through midnight EST so only a few hours left to join in on the fun!

Make sure to join us on [Facebook](#), [Twitter](#) and [Flicker](#) for news, challenges and our Daily Photo events!

---

And, of course, we have 2 NEW 25 cent items for today and tomorrow ONLY! Don't Miss them!



---

## Featured Layout of the Week

Congratulations to [mungerre](#). Her layout [exceptionally you](#) has been selected as the featured layout of the week where she won a \$ 5 DesignerDigitals Gift Certificate for product of her choice!




[exceptionally you](#)

And here are just a few of the items that she used in her layout:



[Watery Washes No. 02 Brushes and Stamps by Katie Pertiet](#)



[Positive Adverbs Hand Drawn Brushes by Ali Edwards](#)



[Laying It All Out No. 09: Blending In and Standing Out by Cassie Jones](#)

---

Don't forget about Thrifty Thursday where over 200 items from various designers are marked down 30%! You can check out the items in the [store](#) and mark your calendar for an email reminder on the [calendar](#). And you only need to sign up once for weekly reminders!

[New Products at DesignerDigitals](#)

---


And three new challenges with freebies! You will need to sign into your Community account to get these. If you do not have an account yet you can create one in our [Community](#).



[Color Challenge by Katie Pertiet](#)



[Ad Challenge by Katie Pertiet](#)



[What do you see? Challenge by Lynn Grieveson](#)

---

### **Adobe Photoshop or Elements Tip of the Week:**

#### **Cascading; Three Ways to View Multiple Documents at Once**

**You can also watch this tip on video on our blog:** [Digital Scrapbooking Tips and Tricks: Three Ways to View Multiple Documents at Once \[Video\]](#)

When you see Niagara Falls, you can choose to view it from the New York side or the Canadian side. Each side has a different perspective, but both are equally magnificent.

When you open documents in Photoshop Elements, the default view allows you to see one large document filling the Editing Window. In order to drag layers from one document to another, you need to be able to see all of your open files at the same time.

There are several ways to do this, and Adobe refers to this orientation as **cascading view**. It may not be like the cascades at Niagara Falls, but it's helpful nonetheless.

In Photoshop Elements:

- Select **Window > Images > Cascade**. You can undo this by selecting **Window > Images > Maximize Mode**.
- **Double-click the title bar** of the top image. You can undo this by double-clicking the title bar again.
- Click the **double-rectangle icon** between the - and the X at the top right corner of the title bar. Clicking the icon again takes you back to maximize mode.

In Photoshop:

- Select **Window > Arrange > Cascade** for the cascading view.
- **Double-click the title bar** to enter Maximize Mode or click the **Maximize icon** between the - and the X at the top right corner of the title bar.
- To switch from Maximize back to Cascading view, click the **Restore Down icon** between the - and the X at the far right end of the Menu Bar.

---

Have a great week and we'll see you at DesignerDigitals!

Katie and Randy

[DesignerDigitals](#)

[DesignerDigitals Blog](#)

[DesignerDigitals Print Services](#)

---

Keep DesignerDigitals e-newsletters coming! Please add **designerdigitals@designer-digitals.com** to your address book or safe sender list now!

Copyright 2009 Click Creative Group, Inc.  
PO Box 375, Abingdon, MD 21009-0375